

ARISE Family Portal – Registration

The Alabama Department of Human Resources has implemented Arise, a new childcare management system with a family portal. Families must now register on the portal for their subsidy applications to be approved, for their children to be placed in subsidy facilities, to track attendance, and much more.

How to Register as a Family on the Arise Family Portal?

The following is a quick step-by-step guide to register as a family seeking subsidy!

Opening the Family Portal leads to the following Login/Registration Page:

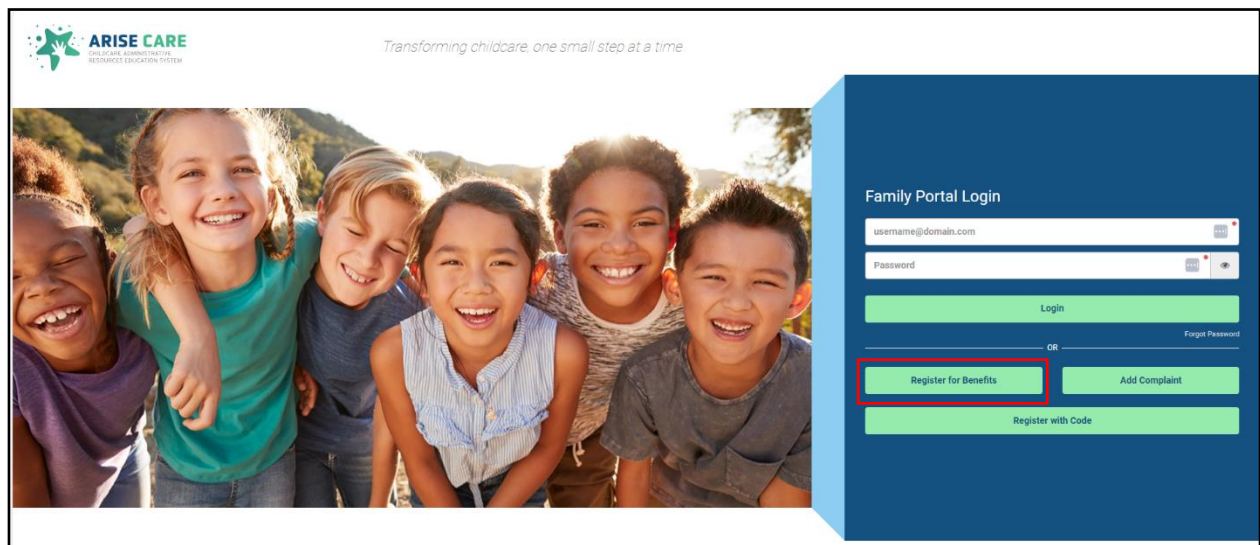


Figure 1: Login Page

On this page:

1. Click on the 'Register for Benefits' button to begin the registration process.
2. Clicking on the button will lead you to the following page:

Figure 2: New User Registration Page

3. Fill in all mandatory details (marked by a red asterisk on the top right corner of the respective fields), including the email ID and password that you would like associated with your account.
4. Click on the 'Register' button to proceed to the following page:

Figure 3: Verification Message

Once you see the above message on your screen, log in to your email account to view the verification email that was sent to your ID.

The email may appear as follows:

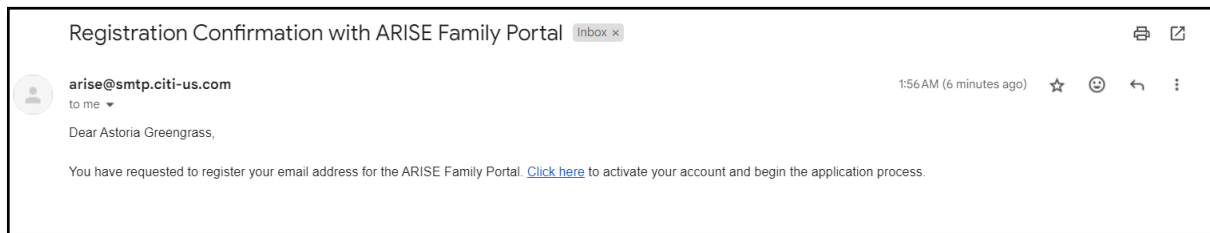


Figure 4: Verification Email

Click on the link provided to be redirected to the login page with the following verification message:

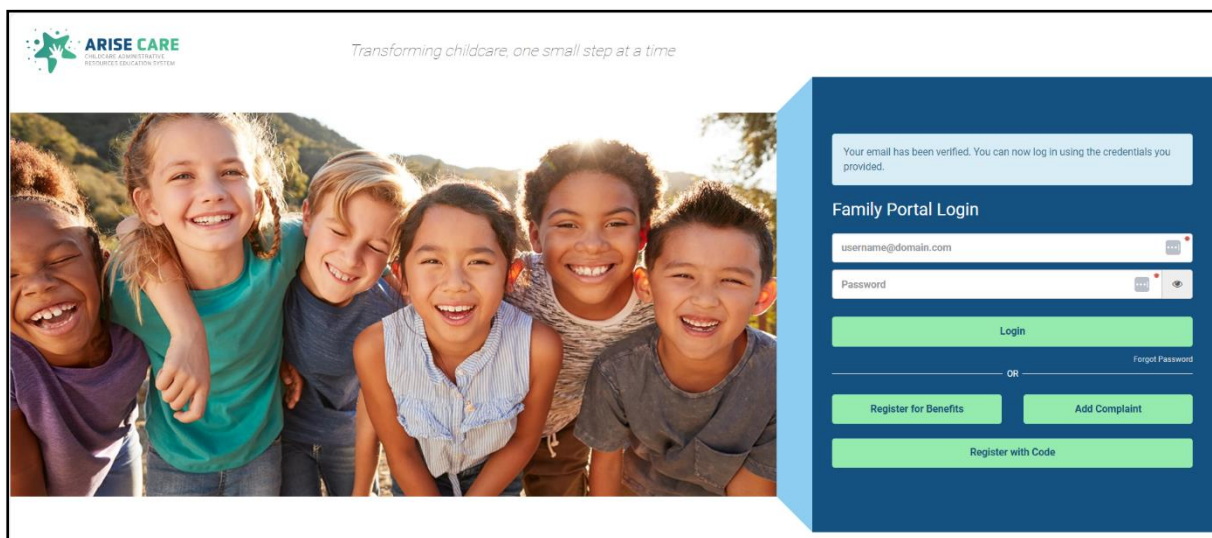


Figure 5: Login Page with Verified Email Message

On this page, you may log in as follows:

1. Enter your verified email ID.
2. Enter your password.
3. Click on the 'Login' button.

Congratulations! You have officially registered and logged in to the Arise Family Portal!

This process will redirect you to the Landing Page, where you will be able to begin your Subsidy Application process.